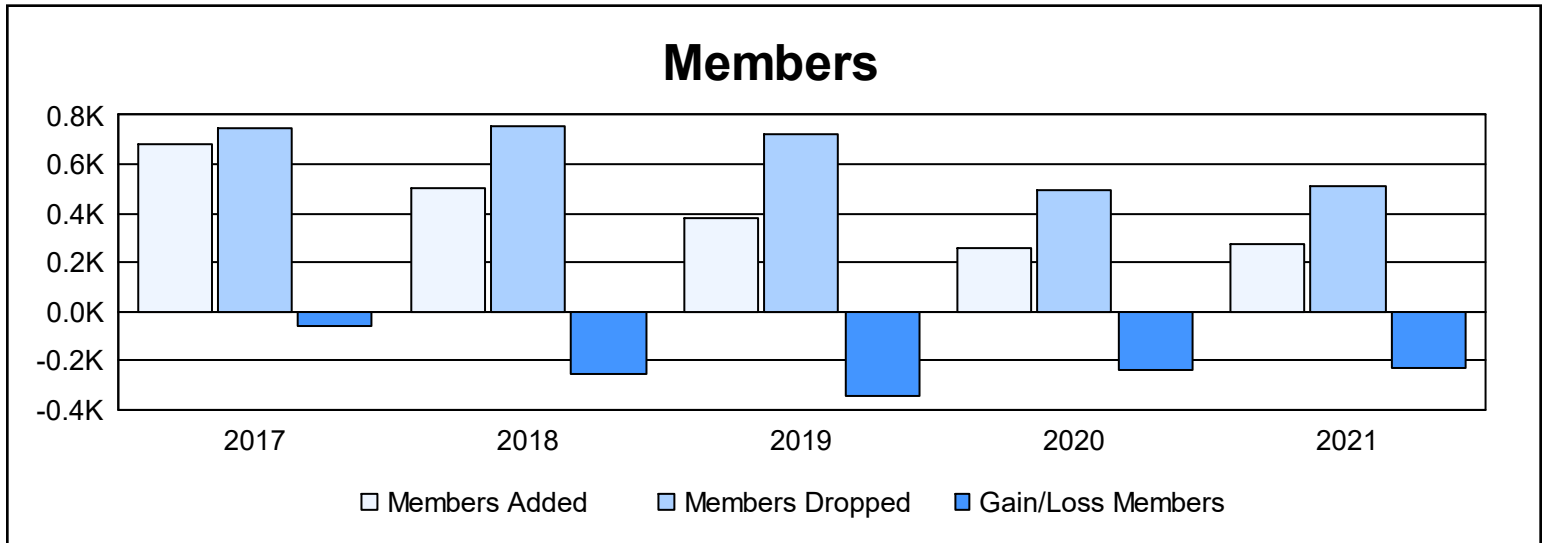
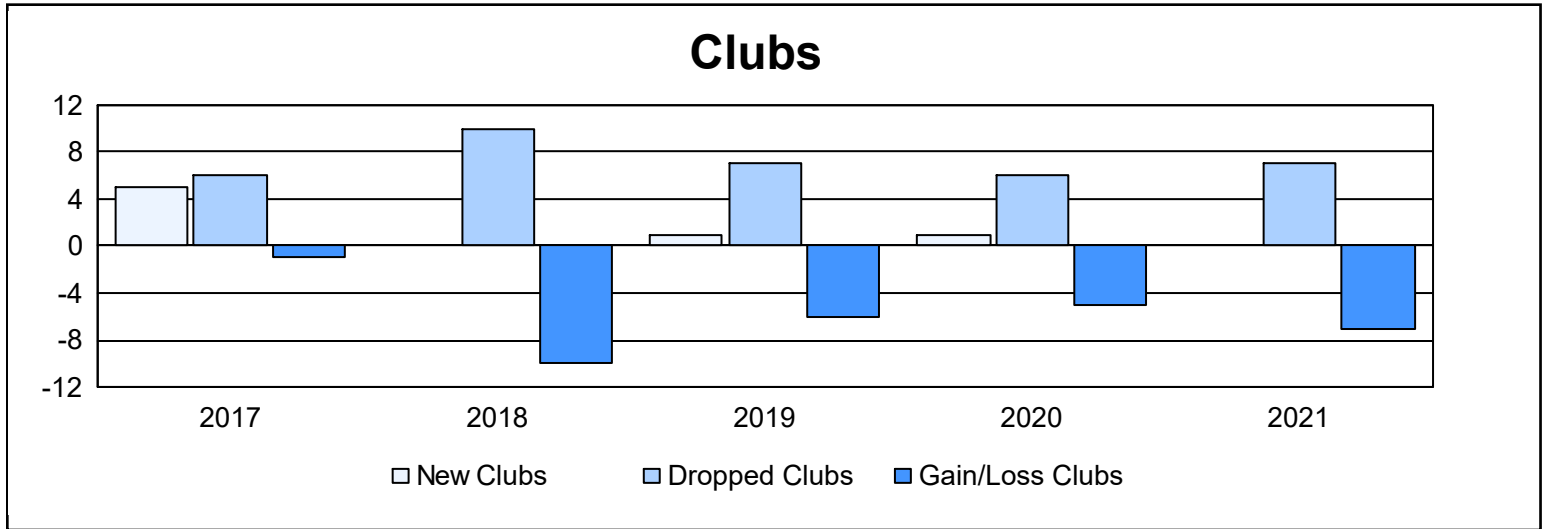
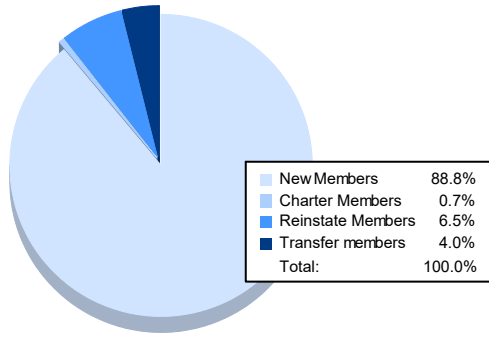


Year	New Clubs	Dropped Clubs	Gain/ Loss Clubs	New Members	Charter Members	Reinstate Members	Transfer Members	Total Member Added	Total Members Dropped	Gain/ Loss Members
2016-2017	5	6	-1	459	132	39	55	685	748	-63
2017-2018	0	10	-10	427	4	46	22	499	756	-257
2018-2019	1	7	-6	331	21	18	10	380	723	-343
2019-2020	1	6	-5	198	23	18	17	256	492	-236
2020-2021	0	7	-7	246	2	18	11	277	507	-230
<b>Average</b>	<b>1</b>	<b>7</b>	<b>-6</b>	<b>332</b>	<b>36</b>	<b>28</b>	<b>23</b>	<b>419</b>	<b>645</b>	<b>-226</b>



### Membership Composition June 2021 Cumulative



### Gender Composition June 2021 Cumulative

